



Accessories



For touch probes



For Laser measuring systems



Swivel Unit SE050 | SE051

EXACTLY POSITIONED

BLUM
focus on productivity



Swivel Unit SE050 | SE051

EXACTLY POSITIONED

High-precision solution for automatic positioning of measuring systems in the working area

The SE050 | SE051 swivel units are very compact and robust systems for integrating measuring systems into machine tools. For measurement, the swivel unit positions the measuring system in the measuring position with repeat accuracy. During machining, the workspace is available without limitation.

SE050: for tactile and scanning measuring systems from BLUM
SE051: for laser measuring systems LC50-DIGILOG from BLUM

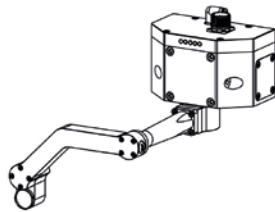
Your benefit:

- Precise solution for optical, tactile and scanning tool and workpiece measuring systems e.g. in grinding and turning machines
- Fast positioning through pneumatic actuation
- Compact design enables easy integration
- Various arm designs possible on the swivel unit, e.g. with extensions and angle pieces or with customised arm
- Both end positions can be used as measuring position
- Integrated control valves
- Control via I/O, no separate interface required for the swivel unit
- Only one pneumatic connection
- Perfectly protected from coolant and chips

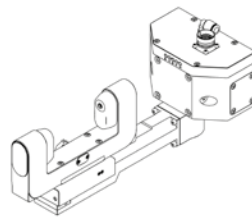
Examples




SE050
(with standard accessories)



SE050
(Customer-specific version)



SE051
(for Laser measuring systems)



Swivel unit SE050



Tool measurement with SE050



SE051 with LC50-DIGILOG

Technical data

Repeatability*	$\pm 1 \mu\text{m} (2\sigma)/200 \text{ mm}$
swivel angle	90°
Protection class	IP 67
Swivel principle	pneumatic

* in measuring position